

# LM 26500

## Primary Li-MnO<sub>2</sub> cell

3 V lithium manganese dioxide C-size spiral cell

Saft's LM 26500 cell is ideally suited for applications requiring high energy and long operating life, with stable voltage under high discharge rates in -40°C/+85°C environment.

### Benefits

- High drain/ high pulse capability
- High voltage response, stable during most of the lifetime of the application even after long dormant periods
- High capacity at high current and low temperature
- Low self-discharge compatible with long operating life (less than 1% after 1 year of storage at +20°C)
- Superior resistance to corrosion
- Low magnetic signature

### Key features

- Spiral construction
- Hermetic construction with glass to metal seal
- Stainless steel container
- Integrated safety vent
- Non corrosive electrolyte
- Non pressurized at room temperature
- Restricted for transport (Class 9)
- RoHS and REACH compliant
- Made in USA

### Designed to meet all major quality, safety and environment standards

- Safety: UL 1642 and IEC 60086-4
- Transport: UN 3090 and UN 3091
- Quality: ISO 9001, Saft World Class Continuous program

### Typical applications

- Utility metering
- Alarms and security
- Tracking systems
- GSM/GPRS communication
- Radio communications systems
- Medical devices
- IoT devices



### Electrical characteristics<sup>1</sup>

Nominal capacity (at 10mA (320 Ω), +20°C, 2.0V cut-off) <sup>2</sup>	7.75 Ah
Open circuit voltage (at +20°C)	3.2 V
Nominal voltage (under 1mA at +20°C)	3.0 V
Nominal energy (at 10mA (320 Ω), +20°C, 2.0V cut-off)	22 Wh
Pulse capability <sup>3</sup>	Up to 4.0 A
Maximum recommended continuous current	2.0 A

### Operating conditions

Operating temperature range <sup>4</sup>	-40°C to +85°C
Storage temperatures recommended	
	Recommended +30°C
	Allowable <sup>5</sup> -55°C to +85°C

### Physical characteristics

Diameter (max)	26.0 mm
Height (max)	51.5 mm
Typical weight	61 g
Li metal content	approx. 2.8 g

### Termination suffix

CNR	Radial tabs
3 PF, 3 PF RP, 4 PF	Radial pins
FL	Flying leads

### Other configurations upon request

<sup>1</sup>Typical values relative to cells stored up to one year at +30°C max.

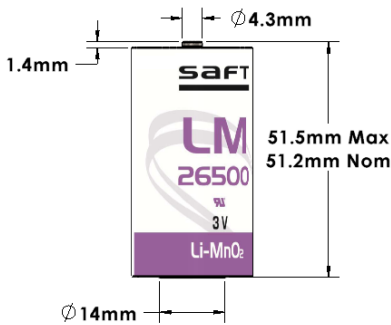
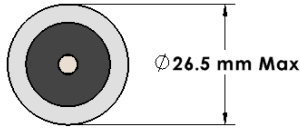
<sup>2</sup>Dependent upon current drain, temperature and cut-off.

<sup>3</sup>Dependent upon pulse characteristics, temperature, cell history and application. Higher rates are available under certain circumstances

<sup>4</sup>To maintain cell heating within safe limits. Battery packs may imply lower level of maximum current and may require specific thermal protection. Consult Saft.

<sup>5</sup>Long time storage at high temperature may affect performances. Short excursions beyond +75°C are possible. Consult Saft.

## LM 26500



Dimensions in mm

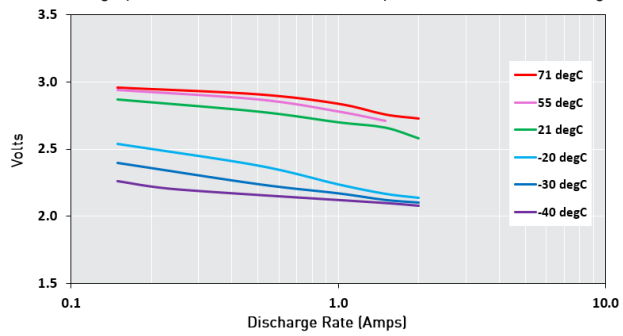
### Storage

- The storage area should be clean, cool (preferably not exceeding +30°C), dry and ventilated.

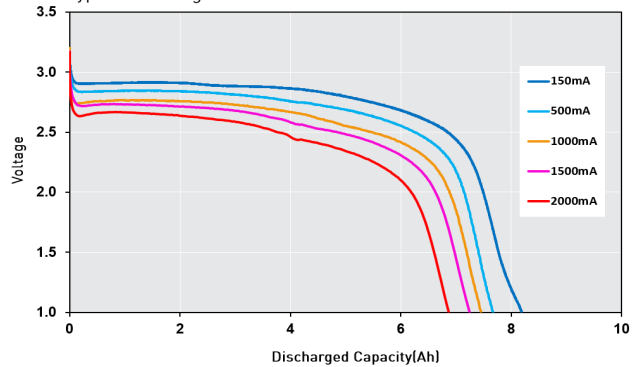
### Warning

- Fire, explosion and burn hazard.
- Do not recharge, short circuit, crush, disassemble, heat above 85°C, incinerate, or expose contents to water.
- Do not solder directly to the cell (use tabbed cell versions instead).
- Do not obstruct venting mechanism.
- Minimum clearance 2 mm (0.08 in) at negative end of cell.

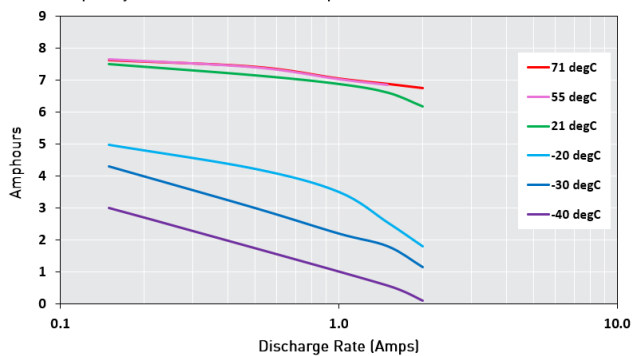
Voltage plateau vs. rate at various temperatures at mid-discharge



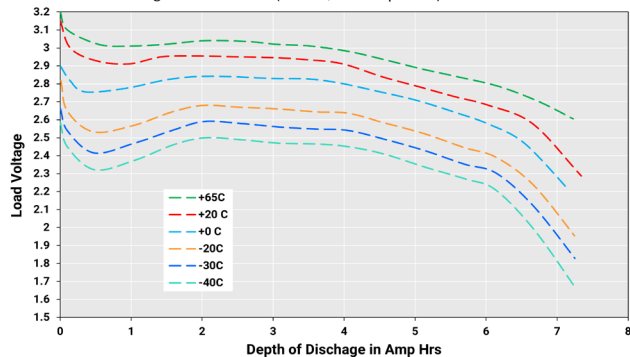
Typical discharge curves for various rates at 21° C



Capacity vs. rate at various temperatures



Pulse Discharge Characteristics (375mA, 400mS pulses)



26, quai Charles Pasqua  
92300 Levallois-Perret - France  
www.saft.com

**Saft, a subsidiary of TotalEnergies**  
S.A.S. au capital de 26 724 876 €  
R.C.S. Nanterre 481 480 465

Document N° 31126-2-0524

Edition: May 2024

Data in this document is subject to change without notice and becomes contractual only after written confirmation.

Photo credits: © Saft